



# Play With Soft Focus Equipment

Phil Weir

Pennant Hills Photography Club

4 June 2018

1

Softness can be:

- (A) In camera
- (B) In darkroom (analogue)
- (C) In computer (digital)

In Camera can be in film,



2

SUNNY



OVERCAST





3

# IN CAMERA

- (A) Vaseline
- (B) Filters
- (C) add on lens
- (D) Home-made filters

4

# Filters:

Old Eastman Kodak

5

# Filters:

Old Eastman Kodak

Cokin Filters

6A

# Filters:

Old Eastman Kodak

Cokin Filters


Home made filters

6B





6C





6D





6E





6F





# Dark Room:

Screens (mezzotint)



Dot screens

Stocking (home made)

Retouching negatives




7B

















# 8A Digital Retouching.

Carried out in Photoshop  
or similar programs.

8B






8C










8E







8F



8G









9A

# Bounce Flash.

The ideal way to shoot  
many subjects  
especially people.

















9F












10A

# Soft Lighting

Shooting portraits  
with soft light.  
i.e. umbrellas etc.











10D






IOE







I welcome your questions  
with enthusiasm !!!